



JUNE/JULY 2025 – FULL OF CHARM – PAPER PUMPKIN

Designed by Jeanne Ciolli—Images copyright Stampin' Up! 2025

PRODUCTS USED:

June 2025 **FULL OF CHARM** Paper Pumpkin kit

Keep in mind that this is a list of products used for the original designs that can be exchanged for any coordinating colors, embellishments, and Designer Series Papers of your choice.

Stamp Pads: Pear Pizzazz*, Peach Pie*, Mossy Meadow, Pretty Peacock, Pink Passion*, Starry Sky*

Cardstock (CS): Basic White, Pear Pizzazz*, Pretty Peacock, Pink Passion*

Designer Series Paper (DSP): Expressions in Ink*

Embellishments: Wild Wasabi 1/2" Seam Binding Ribbon*


Adhesives: Stampin' Seal, Tear & Tape Adhesive, Stampin' Dimensionals, Multipurpose Liquid Glue

Tools: Paper Trimmer, Scissors, Bone Folder, Early Espresso Stampin' Write Marker

*retired

CARD 1 CUTTING GUIDE:

- CS "A" (green) CARD BASE: 4-1/4" X 5-1/2"
- DSP: 5-1/4" X 12", score at 2", 5", and 8"
- BASIC WHITE CS: 3-1/4" X 4-1/4"
- CS "A" (green): 3-1/2" X 4-1/2"
- POLKA-DOT KIT CARD: 3-1/4" X 4-1/4"
- RIBBON: 14"




These Project Sheets are private and should not be sold or distributed
Email: Stampwithjeanne@cox.net ♥ Ordering: jeanneciolli.stampinup.net
Blog/Mailing List: Stampwithjeanne.com ♥ Phone/Text: 949.202.6204 ♥ Social Media: Stampwithjeanne

DON'T HAVE DSP?

HERE'S A QUICK AND EASY VERSION CUTTING GUIDE:

- CS "A" (green) CARD BASE: 5-1/2" X 6-1/2" (SCORED @ 4-1/4")
- BASIC WHITE CS: 3" X 4"
- CS "A" (green): 3-1/2" X 4-1/2"
- POLKA-DOT KIT CARD: 4" X 5-1/4"
- POLKA-DOT KIT CARD: 3-1/4" X 4-1/4"

(CUT FROM CENTER OF THE 4" X 5-1/4" PIECE)





JUNE/JULY 2025 – FULL OF CHARM – PAPER PUMPKIN

Designed by Jeanne Ciolli—Images copyright Stampin' Up! 2025

CARD 2 CUTTING GUIDE:

- CS “A” (pink) CARD BASE: 5-1/2” x 6-1/4” (x2)
Score both at 1-1/2”, 2-3/4”, and 4-5/8” along the 6-1/4” edge
- DSP: 1-1/4” x 5-1/4” (x2), 1” x 5-1/4” (x2)
- BASIC WHITE CS: 1-3/8” x 5-3/8” (x2), 1-1/8” x 5-3/8” (x2), and 3-1/4” x 5-1/4”
- CS “A” (pink): 3-1/2” x 11”, score at 5-1/2”
- CANVAS KIT CARD: 3-1/4” X 5-1/4” and 1” x 3-1/4”



CARD 2




Inside

DON'T HAVE DSP?
Stamp your own and change the Card Base cardstock to coordinate with the colors of your project.



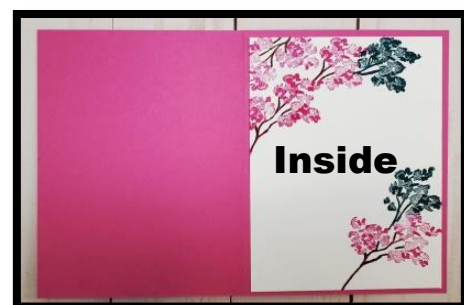
Faux DSP



These Project Sheets are private and should not be sold or distributed
Email: Stampwithjeanne@cox.net ♥ Ordering: jeanneciolli.stampinup.net
Blog/Mailing List: Stampwithjeanne.com ♥ Phone/Text: 949.202.6204
Social Media: Stampwithjeanne

QUICK AND EASY VERSION CUTTING GUIDE:

- CS “A” (pink) CARD BASE: 5-1/2” X 8-1/2”
- BASIC WHITE CS: 4” x 5-1/4”
- CANVAS KIT CARD: 4” X 5-1/4” and 1” x 4”



Inside



JUNE/JULY 2025 – FULL OF CHARM – PAPER PUMPKIN

Designed by Jeanne Ciolli—Images copyright Stampin' Up! 2025

CARD 3 CUTTING GUIDE:

- CS "A" (teal) CARD BASE: 5-1/2" x 9-3/4", score at 4-1/4" and 8-1/2"
- CS "A" (teal) Insert top: 3-1/2" x 5", score at 1/4" on one end along the 5" edge
- CS "A" (teal) Insert bottom: 4-1/8" x 5", score at 1/4" on both ends along the 5" edge
- BASIC WHITE CS: 3" x 4-3/4", 1" x 5-1/4"
- GRID LINE KIT CARD: 4" x 5-1/4" (centered), 2-5/8" x 4-3/4" (centered)



These Project Sheets are private and should not be sold or distributed
 Email: Stampwithjeanne@cox.net ♥ Ordering: jeanneciolli.stampinup.net
 Blog/Mailing List: Stampwithjeanne.com ♥ Phone/Text: 949.202.6204
 Social Media: Stampwithjeanne

QUICK AND EASY VERSION CUTTING GUIDE:

- CS "A" (teal) CARD BASE: 5-1/2" x 9-3/4", score at 4-1/4" and 8-1/2"
- BASIC WHITE CS: 4" x 5-1/4"
- GRID LINE KIT CARD: 4" x 5-1/4" (centered),